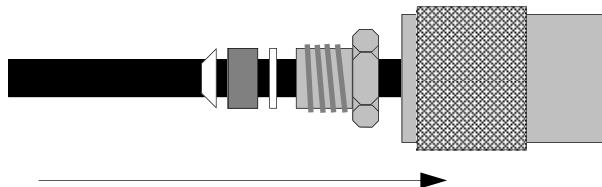


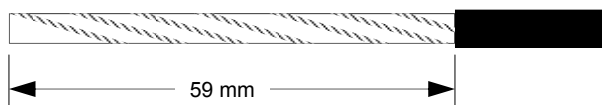
Mounting Instruction

Plug HS21 + Cable 130660

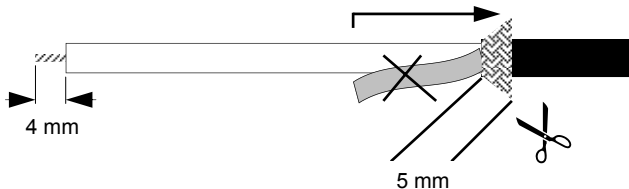
- 1) Put on the cable the sleeve nut, screws, metal washer, clamping rubber and taper washer



- 2) Remove the cable sheath



- 3) Push back the shield wires, shorten them to approx. 5 mm, remove the foil and strip the isolation from the center conductor



- 4) Solder the center contact



- 5) Put on the plug sleeve and fix the center contact



- 6) Push the parts together and screw them together

Pay attention to a good clamping of the screen !

